

**SOUTH DAKOTA BOARD OF REGENTS**

**Budget and Finance**

**AGENDA ITEM: 7 – B**  
**DATE: October 2-3, 2024**

\*\*\*\*\*

**SUBJECT**

**FY26 Dakota Advantage Rate Proposal for Capped Graduate Programs at SDSU and USD**

**CONTROLLING STATUTE, RULE, OR POLICY**

[SDCL § 13-53-6](#) – Tuition Rates and Fees

**BACKGROUND / DISCUSSION**

In December 2023, the South Dakota Board of Regents (SDBOR) approved expanding its South Dakota Advantage and Child of Alumni rates to qualifying students pursuing non-capped graduate programs at SDBOR campuses. Qualifying students are those meeting both the following criteria:

- From a South Dakota Advantage state or are a Child of Alumni; AND
- Received an undergraduate degree from an SDBOR institution.

Campuses provided supporting information to demonstrate that anticipated revenues from graduate enrollment growth from SD Advantage states would offset (or exceed) reduced revenues from offering the lower resident tuition rates. Specific professional graduate programs having unique/higher non-resident tuition rates and class size caps were excluded from the initial expansion as the revenue losses from offering resident tuition rates were substantial and could not be made whole through increased program enrollments.

(Continued)

\*\*\*\*\*

**MOTION 20241002\_7-B:**

I move to approve expansion of the South Dakota Advantage Graduate Tuition Program to include 1) a USD graduate tuition rate set at 175% of the resident tuition for Occupational Therapy (OT), Physical Therapy (PT), Physician Assistant (PA), Medical Doctorate (MD) and Law graduate programs; 2) an SDSU Veterinary Medicine 2+2 rate at 154% of the resident rate; and 3) an SDSU PharmD rate at 165% of the resident rate, with fees matching the non-resident PharmD rates.

These tuition and fee rates would be effective starting Summer 2025 and will apply to new, qualifying students from a South Dakota Advantage state or those who are Children of Alumni and have earned an undergraduate degree from an SDBOR institution.

USD’s Occupational Therapy (OT), Physical Therapy (PT), Physician Assistant (PA), Medical Doctorate (MD) and Law (JD) graduate programs, as well as SDSU’s Doctorate of Pharmacy (PharmD) and Veterinary Medicine 2+2 were excluded pending further review and consideration of an appropriate rate that would allow for the expansion of SD Advantage to these capped programs while mitigating any negative revenue impacts.

For FY26, both USD and SDSU are proposing to offer unique SD Advantage Graduate tuition rates to new incoming qualifying students in these programs that, while not equal to the resident tuition rate, are lower than the current full non-resident tuition rates. The need and benefit of offering these new rates is to reduce or eliminate exporting SD Advantage or Child of Alumni undergraduates interested in pursuing these graduate programs to other states and to increase the likelihood that they will remain in the state for graduate education and beyond, continuing SDBOR’s commitment to workforce development in critical areas.

**University of South Dakota**

USD has five professional graduate programs with unique/higher non-resident tuition rates and class caps presently excluded from the SD Advantage Graduate program - Occupational Therapy (OT), Physical Therapy (PT), Physician Assistant (PA), Medical Doctorate (MD) and Law (JD) graduate programs. With capped class sizes and high delivery costs, offering resident tuition rates to qualifying non-resident students from SD Advantage states is not financially viable. However, with current non-resident rates at 240% to 266% of resident rates (depending on program), retaining SDBOR undergraduates interested in pursuing these programs is immensely challenging. In an effort to expand SD Advantage to these graduate programs while minimizing adverse fiscal impact to program revenues, USD proposes to offer qualifying new incoming students in these programs a tuition rate that is equal to 175% of the respective programs resident tuition rate.

Current resident and non-resident and proposed SD Advantage tuition rates for these programs are reflected below.

		<b>Rate</b>	<b>Rate Differential</b>
<b>OT, PT, PA Tuition Rate - Per Credit Hour</b>			
Current	Resident	\$340.15	
Current	Non-Resident	\$888.10	261%
<b>Proposed</b>	<b>OT, PT, PA SD Advantage</b>	<b>\$595.26</b>	<b>175%</b>

		<b>Rate</b>	<b>Rate Differential</b>
<b>MD Tuition Rate – Annual</b>			
Current	Resident	\$32,105	
Current	Non-Resident	\$76,935	240%
<b>Proposed</b>	<b>MD SD Advantage</b>	<b>\$56,184</b>	<b>175%</b>

		<b>Rate</b>	<b>Rate Differential</b>
<b>Law School Tuition Rate – Per Semester</b>			
Current	Resident (or NR with 150+ LSAT)	\$5,868	
Current	Non-Resident	\$15,638	266%
<b>Proposed</b>	<b>Law SD Advantage</b>	<b>\$10,269</b>	<b>175%</b>

As with the existing SD Advantage Graduate Program, qualifying students are those meeting both the following criteria:

- From a South Dakota Advantage state or are a Child of Alumni; AND
- Received an undergraduate degree from an SDBOR institution.

Utilizing current (FY25) and proposed SD Advantage tuition rates, applicable FY25 fees rates and program credit hours, a comparison of total program costs is reflected below.

<b>Occupational Therapy (OT) – 114 Total Credits</b>					
		<b>Tuition</b>	<b>Fees</b>	<b>Total</b>	<b>Avg per CrHr</b>
Current	Resident	\$38,777	\$17,492	\$56,269	\$494
Current	Non-Resident	\$98,903	\$17,492	\$116,395	\$1,021
<b>Proposed</b>	<b>SD Advantage</b>	<b>\$65,309</b>	<b>\$17,492</b>	<b>\$82,801</b>	<b>\$726</b>

<b>Physical Therapy (OT) – 126 Total Credits</b>					
		<b>Tuition</b>	<b>Fees</b>	<b>Total</b>	<b>Avg per CrHr</b>
Current	Resident	\$42,859	\$19,520	\$62,379	\$495
Current	Non-Resident	\$110,028	\$19,520	\$129,548	\$1,028
<b>Proposed</b>	<b>SD Advantage</b>	<b>\$72,962</b>	<b>\$19,520</b>	<b>\$92,482</b>	<b>\$734</b>

<b>Physician Assistant (PA) - 104 Total Credits</b>					
		<b>Tuition</b>	<b>Fees</b>	<b>Total</b>	<b>Avg per CrHr</b>
Current	Resident	\$35,376	\$14,860	\$50,235	\$483
Current	Non-Resident	\$88,150	\$14,860	\$103,009	\$990
<b>Proposed</b>	<b>SD Advantage</b>	<b>\$57,315</b>	<b>\$14,860</b>	<b>\$72,175</b>	<b>\$694</b>

<b>Medical Doctorate (MD) – 166 Total Credits</b>					
		<b>Tuition</b>	<b>Fees</b>	<b>Total</b>	<b>Avg per CrHr</b>
Current	Resident	\$128,420	\$8,218	\$136,638	\$823
Current	Non-Resident	\$307,740	\$8,218	\$315,958	\$1,903
<b>Proposed</b>	<b>SD Advantage</b>	<b>\$224,735</b>	<b>\$8,218</b>	<b>\$232,953</b>	<b>\$1,403</b>

<b>Law School (JD) - 90 Total Credits</b>					
		<b>Tuition</b>	<b>Fees</b>	<b>Total</b>	<b>Avg per CrHr</b>
Current	Resident	\$35,208	\$14,841	\$50,049	\$556
Current	Non-Resident	\$93,828	\$14,841	\$108,669	\$1,207
<b>Proposed</b>	<b>SD Advantage</b>	<b>\$61,614</b>	<b>\$14,841</b>	<b>\$76,455</b>	<b>\$850</b>

For these USD programs, offering a SD Advantage tuition rate that is 175% of the resident rate will offer competitive pricing for qualifying students, particularly when compared to non-resident costs at other institutions in SD Advantage states.

Attachment I provides expanded details regarding USD’s current resident, non-resident and proposed SD Advantage costs as compared to regional competitors for OT, PT, PA, and Law as well as all public medical schools for the MD program.

In short, below recaps (in brief) where the SD Advantage tuition and fees fall (percentile) when compared to regional competitors for OT, PT, PA, and Law and for all US public medical schools for MD:

	# of Institutions	Percentile Compared to Resident Tuition & Fees	Percentile Compared to Non-Resident Tuition & Fees
OT	32	< 35	< 10
PT	50	< 45	< 15
PA	42	< 30	< 10
Law	12	< 40	< 10
MD – Public All*	93 / 89	< 99	< 40

\* USD’s SD Advantage MD would be lower than ten out of eleven programs in SD Advantage states when compared to non-resident tuition and fees.

### **South Dakota State University**

SDSU has two professional graduate programs with unique/higher non-resident tuition rates and class caps presently excluded from the SD Advantage Graduate program – Veterinary Medicine 2+2 and PharmD graduate programs.

#### **Veterinary Medicine 2+2**

The South Dakota – Minnesota Tuition Reciprocity agreement for the Veterinary Medicine 2+2 program will be concluded for students entering the program beginning 2025-26 by decision of the University of Minnesota. Students currently enrolled in the Veterinary Medicine 2+2 program will have terms of the current South Dakota – Minnesota Tuition Reciprocity agreement honored. If no alternative action is taken, beginning in 2025-2026, Minnesota residents attending SDSU for their first two years of the Veterinary Medicine 2+2 program will be assessed at the Non-Resident

rate. After careful analysis, SDSU proposes a new SD Advantage rate of tuition and discipline fees for the Veterinary Medicine program at SDSU. The proposed rate would assess tuition equal to 154% of the resident rate (80% of the non-resident rate) for SD Advantage students and discipline fees equal to the non-resident discipline fee rate. The proposed rate structure will enhance program competitiveness in recruiting a strong cohort in a capped program of 40 students, while still generating tuition and fee revenues necessary to maintain a premier program. The proposal includes no changes to the tuition structure for SD Resident students or for other Non-Resident students outside of SD Advantage states at South Dakota State University. Of note, South Dakota residents will be assessed the University of Minnesota (UofM) Non-Resident rate for the second two years of the program, when they are enrolled at the UofM, necessitating additional scholarship support for South Dakota students in the program, dispersed through SDSU.

<b>Veterinary Medicine 2+2 Program – Per Semester</b>				
		<b>Tuition</b>	<b>Fees</b>	<b>Total</b>
Current	Resident	\$9,439	\$5,540	\$14,979
Current	Minnesota	\$9,439	\$5,540	\$14,979
Current	Non-Resident	\$18,150	\$9,789	\$27,939
<b>Proposed</b>	<b>SD Advantage</b>	<b>\$14,520</b>	<b>\$9,789</b>	<b>\$24,309</b>

The proposed tuition structure would allow SDSU to maintain a competitive price point in the region. Both Minnesota students and other SD Advantage students would enjoy a price point lower than the non-resident rates for students enrolled in the Veterinary Medicine program. This reduction in price would save students from Minnesota, Iowa and other SD Advantage states \$7,260 per year.

PharmD

Similar to the Veterinary Medicine program, the Pharm D program at SDSU is impacted by the elimination of the South Dakota – Minnesota reciprocity agreement. After careful analysis, SDSU proposes a new SD Advantage rate of tuition equal to 165% of the resident rate (77% of non-resident rate) for qualifying students. The proposed rate structure will enhance program competitiveness in recruiting a strong cohort in a capped program of 65 students, while still generating tuition and fee revenues necessary to maintain a premier program. The proposal includes no changes to the tuition structure for SD Resident students or for other Non-Resident students outside of SD Advantage states at South Dakota State University.

<b>Pharm D – Per Semester</b>				
		<b>Tuition</b>	<b>Fees</b>	<b>Total</b>
Current	Resident	\$5,096	\$4,245	\$9,341
Current	Minnesota	\$7,803	\$4,245	\$12,048
Current	Non-Resident	\$10,903	\$4,245	\$15,148
<b>Proposed</b>	<b>SD Advantage</b>	<b>\$8,409</b>	<b>\$4,882</b>	<b>\$13,291</b>

The proposed tuition structure would allow SDSU to maintain a competitive price point in the region. Both Minnesota students and other SD Advantage students would enjoy a price point lower than the non-resident rates for students enrolled in the Pharm D program. This reduction in price would save students from Minnesota, Iowa and other SD Advantage states \$3,714 per year.

The financial modeling for the new SD Advantage rate indicates a net loss of \$85,379 across the current PharmD student body. However, with a capacity for 65 students and only 60 currently enrolled, admitting just two additional students will offset the reduction in rate, making the program self-sustaining through the recruitment of new students.

**ATTACHMENTS**

Attachment I – USD’s Current Resident, Non-Resident and Proposed SD Advantage Rates

Attachment II – SDSU’s Current Resident, Non-Resident and Proposed SD Advantage Rates



**Doctorate of Physical Therapy  
Resident Tuition and Fees - Total Program**

University	State	Public vs Private	Program Resident Tuition	Program Fees	Total Tuition and Fees	Variance Compared to Current USD Tuition and Fees	Total Program Credits	Avg \$ Per Credit (Tuition and Fees)	Rank	Percentile
Wichita State University	KS	Public	\$40,443	\$8,039	\$48,482	-\$13,897	124	\$391	1	2
University of Wisconsin - Madison	WI	Public	\$46,532	\$5,856	\$52,387	-\$9,991	123	\$426	2	4
Colorado Mesa University	CO	Public	\$54,075	\$4,200	\$58,275	-\$4,103	105	\$555	3	6
<b>University of South Dakota Resident</b>	<b>SD</b>	<b>Public</b>	<b>\$42,859</b>	<b>\$19,520</b>	<b>\$62,379</b>	<b>\$0</b>	<b>126</b>	<b>\$495</b>	<b>4</b>	<b>8</b>
University of Iowa	IA	Public	\$56,925	\$6,940	\$63,865	\$1,487	104	\$614	5	10
University of Kansas Medical Center	KS	Public	\$48,642	\$15,605	\$64,247	\$1,869	110	\$584	6	12
University of Wisconsin - La Crosse	WI	Public	\$62,089	\$3,312	\$65,401	\$3,023	110	\$595	7	14
University of Wisconsin - Stevens Point	WI	Public	\$62,100	\$6,223	\$68,323	\$5,945	115	\$594	8	16
Missouri State University	MO	Public	\$50,407	\$18,081	\$68,488	\$6,110	133	\$515	9	18
University of Wisconsin - Milwaukee	WI	Public	\$63,973	\$7,126	\$71,099	\$8,720	106	\$671	10	20
University of North Dakota	ND	Public	\$65,013	\$7,072	\$72,085	\$9,706	125	\$577	11	22
University of Missouri	MO	Public	\$68,275	\$4,341	\$72,616	\$10,237	114	\$637	12	24
University of Colorado	CO	Public	\$71,592	\$1,491	\$73,083	\$10,704	116	\$630	13	26
University of Nebraska Medical Center	NE	Public	\$59,490	\$14,210	\$73,700	\$11,322	123	\$599	14	28
Northern Illinois University	IL	Public	\$76,414	\$0	\$76,414	\$14,036	104	\$735	15	30
University of Illinois - Chicago	IL	Public	\$73,063	\$6,853	\$79,916	\$17,538	122	\$655	16	32
Bradley University	IL	Private	\$81,000	\$0	\$81,000	\$18,622	110	\$736	17	34
University of Minnesota	MN	Public	\$82,467	\$5,087	\$87,554	\$25,176	138	\$634	18	36
University of Jamestown	ND	Private	\$88,500	\$210	\$88,710	\$26,332	118	\$752	19	38
Bellin College	WI	Private	\$86,496	\$2,410	\$88,906	\$26,528	106	\$839	20	40
<b>Proposed USD SD Advantage (175% of Resident Rate)</b>	<b>SD</b>	<b>Public</b>	<b>\$72,962</b>	<b>\$19,520</b>	<b>\$92,482</b>	<b>\$30,103</b>	<b>126</b>	<b>\$734</b>		
Governors State University	IL	Public	\$76,517	\$16,790	\$93,307	\$30,929	119	\$784	21	42
University of Mary	ND	Private	\$88,160	\$7,300	\$95,460	\$33,082	125	\$764	22	44
College of Saint Mary	NE	Private	\$98,000	\$0	\$98,000	\$35,622	117	\$838	23	46
Lewis University	IL	Private	\$96,992	\$1,160	\$98,152	\$35,774	112	\$876	24	48
Concordia University - Saint Paul	MN	Private	\$98,235	\$0	\$98,235	\$35,857	111	\$885	25	50
Mayo Clinic School of Health Sciences	MN	Private	\$101,346	\$0	\$101,346	\$38,968	133	\$762	26	52
Clarke University	IA	Private	\$102,870	\$0	\$102,870	\$40,492	127	\$810	27	54
College of St Scholastica	MN	Private	\$100,825	\$2,766	\$103,591	\$41,213	109	\$950	28	56
St Ambrose University	IA	Private	\$103,800	\$0	\$103,800	\$41,422	114	\$911	29	58
Augustana University	SD	Private	\$100,000	\$4,000	\$104,000	\$41,622	113	\$920	30	60
Allen College	IA	Private	\$107,124	\$0	\$107,124	\$44,746	113	\$948	31	62
Rockhurst University	MO	Private	\$108,000	\$0	\$108,000	\$45,622	101	\$1,069	32	64
Briar Cliff University	IA	Private	\$108,264	\$0	\$108,264	\$45,886	133	\$814	33	66
North Central College	IL	Private	\$106,400	\$2,350	\$108,750	\$46,372	112	\$971	34	68
University of Saint Mary	KS	Private	\$106,275	\$2,514	\$108,789	\$46,411	109	\$998	35	70
Concordia University Wisconsin	WI	Private	\$109,800	\$338	\$110,138	\$47,760	122	\$903	36	72
Graceland University	MO	Private	\$105,840	\$5,208	\$111,048	\$48,670	112	\$992	37	74
Rosalind Franklin University of Medicine and Science	IL	Private	\$109,629	\$3,975	\$113,604	\$51,226	?		38	76
Carroll University	WI	Private	\$109,800	\$3,840	\$113,640	\$51,262	122	\$931	39	78
St Catherine University	MN	Private	\$111,040	\$2,640	\$113,680	\$51,302	118	\$963	40	80
Southwest Baptist University	MO	Private	\$109,200	\$5,238	\$114,438	\$52,060	136	\$841	41	82
Washington University in St Louis	MO	Private	\$114,591	\$0	\$114,591	\$52,212	112	\$1,023	42	84
Maryville University of Saint Louis	MO	Private	\$104,186	\$12,375	\$116,561	\$54,183	113	\$1,032	43	86
Regis University	CO	Private	\$111,210	\$6,610	\$117,820	\$55,442	110	\$1,071	44	88
Des Moines University - Osteopathic Medical Center	IA	Private	\$120,279	\$0	\$120,279	\$57,901	108	\$1,114	45	90
Midwestern University - Downers Grove	IL	Private	\$145,557	\$0	\$145,557	\$83,179	171	\$851	46	92
Northwestern University	IL	Private	\$145,920	\$4,128	\$150,048	\$87,670	?		47	94
Creighton University	NE	Private	\$148,032	\$7,144	\$155,176	\$92,798	135	\$1,149	48	96
Marquette University	WI	Private	\$159,156	\$0	\$159,156	\$96,778	124	\$1,284	49	98
Saint Louis University	MO	Private	\$164,850	\$3,496	\$168,346	\$105,968	105	\$1,603	50	100



**Doctorate of Physical Therapy  
Non-Resident Tuition and Fees - Total Program**

University	State	Public vs Private	Program Non-Resident Tuition	Program Fees	Total Tuition and Fees	Variance Compared to Current USD Tuition and Fees	Total Program Credits	Avg \$ Per Credit (Tuition and Fees)	Rank	Percentile
University of Wisconsin - Stevens Point	WI	Public	\$62,100	\$6,223	\$68,323	-\$61,225	115	\$594	1	2
Northern Illinois University	IL	Public	\$76,414	\$0	\$76,414	-\$53,134	104	\$735	2	4
Bradley University	IL	Private	\$81,000	\$0	\$81,000	-\$48,548	110	\$736	3	6
Colorado Mesa University	CO	Public	\$81,113	\$4,200	\$85,313	-\$44,235	105	\$813	4	8
University of Jamestown	ND	Private	\$88,500	\$210	\$88,710	-\$40,838	118	\$752	5	10
Bellin College	WI	Private	\$86,496	\$2,410	\$88,906	-\$40,642	106	\$839	6	12
<b>Proposed USD SD Advantage (175% of Resident Rate)</b>	<b>SD</b>	<b>Public</b>	<b>\$72,962</b>	<b>\$19,520</b>	<b>\$92,482</b>	<b>-\$37,066</b>	<b>126</b>	<b>\$734</b>		
University of Mary	ND	Private	\$88,160	\$7,300	\$95,460	-\$34,088	125	\$764	7	14
College of Saint Mary	NE	Private	\$98,000	\$0	\$98,000	-\$31,548	117	\$838	8	16
Lewis University	IL	Private	\$96,992	\$1,160	\$98,152	-\$31,396	112	\$876	9	18
Concordia University - Saint Paul	MN	Private	\$98,235	\$0	\$98,235	-\$31,313	111	\$885	10	20
University of Wisconsin - Milwaukee	WI	Public	\$92,397	\$7,126	\$99,523	-\$30,025	106	\$939	11	22
University of Minnesota	MN	Public	\$94,500	\$5,087	\$99,587	-\$29,961	138	\$722	12	24
Mayo Clinic School of Health Sciences	MN	Private	\$101,346	\$0	\$101,346	-\$28,202	133	\$762	13	26
Clarke University	IA	Private	\$102,870	\$0	\$102,870	-\$26,678	127	\$810	14	28
College of St Scholastica	MN	Private	\$100,825	\$2,766	\$103,591	-\$25,957	109	\$950	15	30
St Ambrose University	IA	Private	\$103,800	\$0	\$103,800	-\$25,748	114	\$911	16	32
Augustana University	SD	Private	\$100,000	\$4,000	\$104,000	-\$25,548	113	\$920	17	34
University of North Dakota	ND	Public	\$97,520	\$7,072	\$104,592	-\$24,956	125	\$837	18	36
University of Wisconsin - Madison	WI	Public	\$99,410	\$5,856	\$105,265	-\$24,283	123	\$856	19	38
Allen College	IA	Private	\$107,124	\$0	\$107,124	-\$22,424	113	\$948	20	40
Wichita State University	KS	Public	\$99,325	\$8,039	\$107,365	-\$22,183	124	\$866	21	42
Rockhurst University	MO	Private	\$108,000	\$0	\$108,000	-\$21,548	101	\$1,069	22	44
Briar Cliff University	IA	Private	\$108,264	\$0	\$108,264	-\$21,284	133	\$814	23	46
North Central College	IL	Private	\$106,400	\$2,350	\$108,750	-\$20,798	112	\$971	24	48
University of Saint Mary	KS	Private	\$106,275	\$2,514	\$108,789	-\$20,759	109	\$998	25	50
Concordia University Wisconsin	WI	Private	\$109,800	\$338	\$110,138	-\$19,410	122	\$903	26	52
University of Iowa	IA	Public	\$103,552	\$6,940	\$110,492	-\$19,056	104	\$1,062	27	54
Graceland University	MO	Private	\$105,840	\$5,208	\$111,048	-\$18,500	112	\$992	28	56
Rosalind Franklin University of Medicine and Science	IL	Private	\$109,629	\$3,975	\$113,604	-\$15,944	?		29	58
Carroll University	WI	Private	\$109,800	\$3,840	\$113,640	-\$15,908	122	\$931	30	60
St Catherine University	MN	Private	\$111,040	\$2,640	\$113,680	-\$15,868	118	\$963	31	62
Southwest Baptist University	MO	Private	\$109,200	\$5,238	\$114,438	-\$15,110	136	\$841	32	64
Washington University in St Louis	MO	Private	\$114,591	\$0	\$114,591	-\$14,957	112	\$1,023	33	66
Maryville University of Saint Louis	MO	Private	\$104,186	\$12,375	\$116,561	-\$12,987	113	\$1,032	34	68
Regis University	CO	Private	\$111,210	\$6,610	\$117,820	-\$11,728	110	\$1,071	35	70
Missouri State University	MO	Public	\$100,548	\$18,081	\$118,629	-\$10,919	133	\$892	36	72
University of Nebraska Medical Center	NE	Public	\$104,680	\$14,210	\$118,890	-\$10,658	123	\$967	37	74
Des Moines University - Osteopathic Medical Center	IA	Private	\$120,279	\$0	\$120,279	-\$9,269	108	\$1,114	38	76
<b>University of South Dakota Non-Resident</b>	<b>SD</b>	<b>Public</b>	<b>\$110,028</b>	<b>\$19,520</b>	<b>\$129,548</b>	<b>\$0</b>	<b>126</b>	<b>\$1,028</b>	<b>39</b>	<b>78</b>
University of Kansas Medical Center	KS	Public	\$114,301	\$15,605	\$129,906	\$359	110	\$1,181	40	80
University of Wisconsin - La Crosse	WI	Public	\$127,304	\$3,312	\$130,616	\$1,068	110	\$1,187	41	82
University of Illinois - Chicago	IL	Public	\$126,301	\$6,853	\$133,154	\$3,606	122	\$1,091	42	84
Midwestern University - Downers Grove	IL	Private	\$145,557	\$0	\$145,557	\$16,009	171	\$851	43	86
Northwestern University	IL	Private	\$145,920	\$4,128	\$150,048	\$20,500	?		44	88
University of Colorado	CO	Public	\$152,540	\$1,491	\$154,031	\$24,483	116	\$1,328	45	90
Creighton University	NE	Private	\$148,032	\$7,144	\$155,176	\$25,628	135	\$1,149	46	92
Marquette University	WI	Private	\$159,156	\$0	\$159,156	\$29,608	124	\$1,284	47	94
University of Missouri	MO	Public	\$159,190	\$4,341	\$163,531	\$33,983	114	\$1,434	48	96
Saint Louis University	MO	Private	\$164,850	\$3,496	\$168,346	\$38,798	105	\$1,603	49	98
Governors State University	IL	Public	\$153,034	\$16,790	\$169,824	\$40,276	119	\$1,427	50	100

**Masters of Physician Assistant  
Resident Tuition and Fees - Total Costs**

University	State	Public vs Private	Program Resident Tuition	Program Fees	Total Tuition and Fees	Variance Compared to Current USD Tuition and Fees	Total Program Credits	Avg \$ Per Credit (Tuition and Fees)	Rank	Percentile
University of Wisconsin - Madison	WI	Public	\$41,362	\$3,904	\$45,265	-\$4,970	96	\$472	1	2
University of Wisconsin - La Crosse	WI	Public	\$44,883	\$3,920	\$48,803	-\$1,432	108	\$452	2	5
<b>University of South Dakota Resident</b>	<b>SD</b>	<b>Public</b>	<b>\$35,376</b>	<b>\$14,860</b>	<b>\$50,235</b>	<b>\$0</b>	<b>104</b>	<b>\$483</b>	<b>5</b>	<b>12</b>
University of North Dakota	ND	Public	\$45,904	\$4,714	\$50,618	\$383	90	\$562	3	7
Chamberlain University	IL	Private	\$48,000	\$2,760	\$50,760	\$525	109	\$466	4	10
University of Iowa	IA	Public	\$47,428	\$7,146	\$54,573	\$4,338	114	\$479	6	14
Missouri State University	MO	Public	\$35,496	\$21,214	\$56,710	\$6,475	87	\$652	7	17
Northwestern University	IL	Private	\$55,557	\$1,441	\$56,998	\$6,763	108	\$528	8	19
Wichita State University	KS	Public	\$30,332	\$26,849	\$57,181	\$6,946	93	\$615	9	21
Kansas State University	KS	Public	\$51,711	\$10,025	\$61,736	\$11,501	112	\$551	10	24
University of Colorado	CO	Public	\$64,289	\$576	\$64,865	\$14,630	142	\$457	11	26
University of Nebraska Medical Center	NE	Public	\$47,610	\$23,210	\$70,820	\$20,585	123	\$576	12	29
<b>Proposed USD SD Advantage (175% of Resident Rate)</b>	<b>SD</b>	<b>Public</b>	<b>\$57,315</b>	<b>\$14,860</b>	<b>\$72,175</b>	<b>\$21,940</b>	<b>104</b>	<b>\$694</b>		
Red Rocks Community College	CO	Private	\$71,982	\$1,925	\$73,907	\$23,672	120	\$616	13	31
Southern Illinois University	IL	Private	\$72,303	\$10,833	\$83,136	\$32,901	84	\$990	14	33
Colorado Mesa University	CO	Public	\$80,500	\$5,200	\$85,700	\$35,465	112	\$765	15	36
College of Saint Mary	NE	Private	\$87,690	\$0	\$87,690	\$37,455	106	\$827	16	38
Northwestern College	IA	Private	\$93,960	\$1,640	\$95,600	\$45,365	116	\$824	17	40
Bethel University	MN	Private	\$96,250	\$0	\$96,250	\$46,015	147	\$655	18	43
Creighton University	NE	Private	\$89,955	\$6,616	\$96,571	\$46,336	126	\$766	19	45
Saint Louis University	MO	Private	\$90,250	\$6,865	\$97,115	\$46,880	98	\$991	20	48
Stephens College	MO	Private	\$95,625	\$1,980	\$97,605	\$47,370	122	\$800	21	50
Rocky Vista University	CO	Private	\$98,878	\$0	\$98,878	\$48,643	122	\$810	22	52
Mayo Clinic School of Health Sciences	MN	Private	\$93,280	\$8,034	\$101,314	\$51,079	92	\$1,101	23	55
Des Moines University	IA	Private	\$101,396	\$160	\$101,556	\$51,321	112	\$907	24	57
University of Missouri - Kansas City	MO	Public	\$83,215	\$18,494	\$101,709	\$51,474	129.5	\$785	25	60
Concordia University	WI	Private	\$99,600	\$2,965	\$102,565	\$52,330	113	\$908	26	62
Carroll University	WI	Private	\$98,000	\$6,240	\$104,240	\$54,005	118	\$883	27	64
Augsburg University	MN	Private	\$102,342	\$3,262	\$105,604	\$55,369	111	\$951	28	67
University of Dubuque	IA	Private	\$98,000	\$8,020	\$106,020	\$55,785	123	\$862	29	69
RUSH University	IL	Private	\$106,456	\$0	\$106,456	\$56,221	132	\$806	30	71
College of St Scholastica	MN	Private	\$104,895	\$2,639	\$107,534	\$57,299	111	\$969	31	74
Drury University	MO	Private	\$97,400	\$10,175	\$107,575	\$57,340	115	\$935	32	76
Dominican University	IL	Private	\$107,060	\$1,032	\$108,092	\$57,857	106	\$1,020	33	79
St Catherine University	MN	Private	\$105,784	\$2,310	\$108,094	\$57,859	110	\$983	34	81
St Ambrose University	IA	Private	\$109,640	\$2,240	\$111,880	\$61,645	124	\$902	35	83
Rosalind Franklin Univ of Medicine	IL	Private	\$110,634	\$2,130	\$112,764	\$62,529	147	\$767	36	86
North Central College	IL	Private	\$122,016	\$800	\$122,816	\$72,581	123	\$999	37	88
Rocky Mountain College	MT	Private	\$119,855	\$3,018	\$122,873	\$72,638	103	\$1,193	38	90
Marquette University	WI	Private	\$124,650	\$600	\$125,250	\$75,015	108	\$1,160	39	93
Midwestern University - Downers Grove	IL	Private	\$131,715	\$1,688	\$133,403	\$83,168	146	\$914	40	95
Touro University Illinois	IL	Private	\$150,360	\$700	\$151,060	\$100,825	123	\$1,228	41	98
Union College	NE	Private	\$150,332	\$11,550	\$161,882	\$111,647	118	\$1,372	42	100

**Masters of Physician Assistant  
Non-Resident Tuition and Fees - Total Costs**

University	State	Public vs Private	Program Non-Resident Tuition	Program Fees	Total Tuition and Fees	Variance Compared to Current USD Tuition and Fees	Total Program Credits	Avg \$ Per Credit (Tuition and Fees)	Rank	Percentile
Chamberlain University	IL	Private	\$48,000	\$2,760	\$50,760	-\$52,249	109	\$466	1	2
Northwestern University	IL	Private	\$55,557	\$1,441	\$56,998	-\$46,011	108	\$528	2	5
<b>Proposed USD SD Advantage (175% of Resident Rate)</b>	<b>SD</b>	<b>Public</b>	<b>\$57,315</b>	<b>\$14,860</b>	<b>\$72,175</b>	<b>-\$30,834</b>	<b>104</b>	<b>\$694</b>		
University of North Dakota	ND	Public	\$68,856	\$4,714	\$73,570	-\$29,439	90	\$817	3	7
Missouri State University	MO	Public	\$65,598	\$21,214	\$86,812	-\$16,197	87	\$998	4	10
Red Rocks Community College	CO	Private	\$85,668	\$1,925	\$87,593	-\$15,416	120	\$730	5	12
College of Saint Mary	NE	Private	\$87,690	\$0	\$87,690	-\$15,319	106	\$827	6	14
University of Wisconsin - Madison	WI	Public	\$88,364	\$3,904	\$92,268	-\$10,741	96	\$961	7	17
University of Wisconsin - La Crosse	WI	Public	\$90,243	\$3,920	\$94,163	-\$8,846	108	\$872	8	19
Northwestern College	IA	Private	\$93,960	\$1,640	\$95,600	-\$7,409	116	\$824	9	21
Bethel University	MN	Private	\$96,250	\$0	\$96,250	-\$6,759	147	\$655	10	24
Creighton University	NE	Private	\$89,955	\$6,616	\$96,571	-\$6,438	126	\$766	11	26
Saint Louis University	MO	Private	\$90,250	\$6,865	\$97,115	-\$5,894	98	\$991	12	29
Stephens College	MO	Private	\$95,625	\$1,980	\$97,605	-\$5,404	122	\$800	13	31
Rocky Vista University	CO	Private	\$98,878	\$0	\$98,878	-\$4,131	122	\$810	14	33
Mayo Clinic School of Health Sciences	MN	Private	\$93,280	\$8,034	\$101,314	-\$1,695	92	\$1,101	15	36
Wichita State University	KS	Public	\$74,494	\$26,849	\$101,343	-\$1,666	93	\$1,090	16	38
Des Moines University	IA	Private	\$101,396	\$160	\$101,556	-\$1,453	112	\$907	17	40
Concordia University	WI	Private	\$99,600	\$2,965	\$102,565	-\$444	113	\$908	18	43
<b>University of South Dakota Non-Resident</b>	<b>SD</b>	<b>Public</b>	<b>\$88,150</b>	<b>\$14,860</b>	<b>\$103,009</b>	<b>\$0</b>	<b>104</b>	<b>\$990</b>	<b>19</b>	<b>45</b>
University of Iowa	IA	Public	\$96,084	\$7,146	\$103,230	\$221	114	\$906	20	48
Carroll University	WI	Private	\$98,000	\$6,240	\$104,240	\$1,231	118	\$883	21	50
Augsburg University	MN	Private	\$102,342	\$3,262	\$105,604	\$2,595	111	\$951	22	52
University of Dubuque	IA	Private	\$98,000	\$8,020	\$106,020	\$3,011	123	\$862	23	55
RUSH University	IL	Private	\$106,456	\$0	\$106,456	\$3,447	132	\$806	24	57
College of St Scholastica	MN	Private	\$104,895	\$2,639	\$107,534	\$4,525	111	\$969	25	60
Drury University	MO	Private	\$97,400	\$10,175	\$107,575	\$4,566	115	\$935	26	62
Dominican University	IL	Private	\$107,060	\$1,032	\$108,092	\$5,083	106	\$1,020	27	64
St Catherine University	MN	Private	\$105,784	\$2,310	\$108,094	\$5,085	110	\$983	28	67
St Ambrose University	IA	Private	\$109,640	\$2,240	\$111,880	\$8,871	124	\$902	29	69
Rosalind Franklin Univ of Medicine	IL	Private	\$110,634	\$2,130	\$112,764	\$9,755	147	\$767	30	71
University of Missouri - Kansas City	MO	Public	\$99,370	\$18,494	\$117,864	\$14,855	129.5	\$910	31	74
North Central College	IL	Private	\$122,016	\$800	\$122,816	\$19,807	123	\$999	32	76
Rocky Mountain College	MT	Private	\$119,855	\$3,018	\$122,873	\$19,864	103	\$1,193	33	79
Marquette University	WI	Private	\$124,650	\$600	\$125,250	\$22,241	108	\$1,160	34	81
Kansas State University	KS	Public	\$115,636	\$10,025	\$125,661	\$22,652	112	\$1,122	35	83
Midwestern University - Downers Grove	IL	Private	\$131,715	\$1,688	\$133,403	\$30,394	146	\$914	36	86
Colorado Mesa University	CO	Public	\$131,800	\$5,200	\$137,000	\$33,991	112	\$1,223	37	88
University of Colorado	CO	Public	\$139,199	\$576	\$139,775	\$36,766	142	\$984	38	90
University of Nebraska Medical Center	NE	Public	\$123,755	\$23,210	\$146,965	\$43,956	123	\$1,195	39	93
Touro University Illinois	IL	Private	\$150,360	\$700	\$151,060	\$48,051	123	\$1,228	40	95
Southern Illinois University	IL	Private	141319.5	\$10,833	\$152,152	\$49,143	84	\$1,811	41	98
Union College	NE	Private	\$150,332	\$11,550	\$161,882	\$58,873	118	\$1,372	42	100

Law  
Resident Tuition and Fees - 1st Year, Full-Time

University	State	Public vs Private	Program Resident Tuition	Program Fees	Total Tuition and Fees	Variance Compared to Current USD Tuition and Fees	Rank	Percentile
University of Nebraska	NE	Public	\$12,600	\$3,482	\$16,082	-\$712	1	8
<b>University of South Dakota - Resident</b>	<b>SD</b>	<b>Public</b>	<b>\$11,736</b>	<b>\$5,058</b>	<b>\$16,794</b>	<b>\$0</b>	2	<b>17</b>
University of North Dakota	ND	Public	\$15,405	\$1,714	\$17,119	\$326	3	25
University of Wyoming	WY	Public	\$16,620	\$1,702	\$18,322	\$1,528	4	33
<b>Proposed USD SD Advantage (175% of Resident Rate)</b>	<b>SD</b>	<b>Public</b>	<b>\$20,538</b>	<b>\$5,058</b>	<b>\$25,596</b>	<b>\$8,802</b>		
University of Montana	MT	Public	\$7,451	\$19,442	\$26,893	\$10,099	5	42
University of Iowa	IA	Public	\$30,043	\$2,469	\$32,512	\$15,718	6	50
St. Thomas	MN	Private	\$49,272	\$567	\$49,839	\$33,045	7	58
Drake University	IA	Private	\$49,438	\$470	\$49,908	\$33,114	8	67
Creighton University	IA	Private	\$46,260	\$4,172	\$50,432	\$33,638	9	75
University of Minnesota	MN	Public	\$48,528	\$2,386	\$50,914	\$34,120	10	83
Mitchell Hamline	MN	Private	\$53,430	\$1,000	\$54,430	\$37,636	11	92
Baylor University	TX	Private	\$64,554	\$95	\$64,649	\$47,855	12	100

Law  
Non-Resident Tuition and Fees - 1st Year, Full-Time

University	State	Public vs Private	Program Non-Resident Tuition	Program Fees	Total Tuition and Fees	Variance Compared to Current USD Tuition and Fees	Rank	Percentile
<b>Proposed USD SD Advantage (175% of Resident Rate)</b>	<b>SD</b>	<b>Public</b>	<b>\$20,538</b>	<b>\$5,058</b>	<b>\$25,596</b>	<b>-\$10,738</b>		
University of North Dakota	ND	Public	\$30,810	\$1,714	\$32,525	-\$3,809	1	8
<b>University of South Dakota - Non-Resident</b>	<b>SD</b>	<b>Public</b>	<b>\$31,276</b>	<b>\$5,058</b>	<b>\$36,334</b>	<b>\$0</b>	2	<b>17</b>
University of Wyoming	WY	Public	\$35,460	\$1,702	\$37,162	\$828	3	25
University of Nebraska	NE	Public	\$33,960	\$3,482	\$37,442	\$1,108	4	33
St. Thomas	MN	Private	\$49,272	\$567	\$49,839	\$13,505	5	42
Drake University	IA	Private	\$49,438	\$470	\$49,908	\$13,574	6	50
Creighton University	IA	Private	\$46,260	\$4,172	\$50,432	\$14,098	7	58
University of Iowa	IA	Public	\$51,290	\$2,469	\$53,759	\$17,425	8	67
University of Montana	MT	Public	\$34,351	\$19,442	\$53,793	\$17,459	9	75
Mitchell Hamline	MN	Private	\$53,430	\$1,000	\$54,430	\$18,096	10	83
University of Minnesota	MN	Public	\$58,344	\$2,386	\$60,730	\$24,396	11	92
Baylor University	TX	Private	\$64,554	\$95	\$64,649	\$28,315	12	100

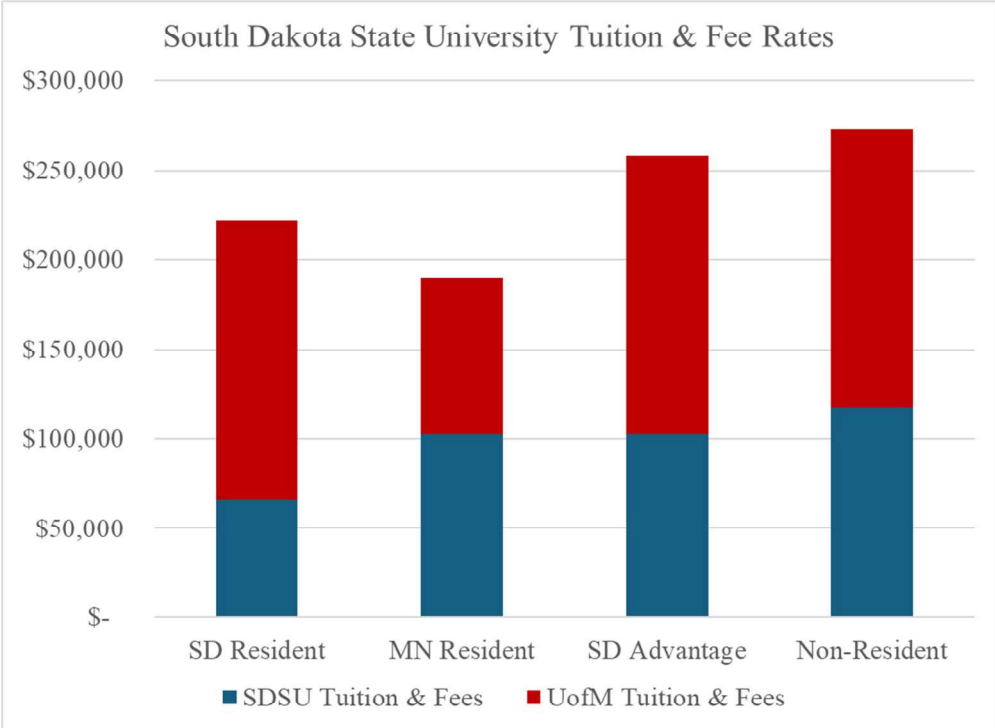
Rank	Percentile	SD Adv		FY24 Resident
		State	US Public Medical Schools (93)	Tuition & Fees for Year 1
1	1		Puerto Rico	18,100
2	2		New Mexico	20,152
3	3		UT Rio Grande Valley	20,611
4	4		UT Austin-Dell	21,087
5	5		Texas Tech-Foster	21,484
6	6		Texas A&M	21,760
7	8		Texas Tech	22,076
8	9		UT San Antonio-Long	22,292
9	10		UT Tyler	22,382
10	11		UT Southwestern	22,490
11	12		UT Houston-McGovern	24,246
12	13		Houston-Fertitta	24,268
13	14		Marshall-Edwards	24,988
14	15		East Carolina-Brody	25,295
15	16		UT Medical Branch-Sealy	26,048
16	17		MU South Carolina	27,551
17	18		Florida State	28,987
18	19		UCF	29,680
19	20		MC Georgia Augusta	30,771
20	22		Ohio State	31,081
21	23		LSU Shreveport	31,336
22	24		Oklahoma	31,620
23	25		Michigan State	31,676
24	26		Florida Atlantic-Schmidt	31,830
25	27		LSU New Orleans	32,937
26	28		USF-Morsani	33,726
27	29		Nevada Reno	34,073
28	30		<i>University of South Dakota - Resident</i>	<i>34,372</i>
29	31		West Virginia	34,398
30	32		North Carolina	34,706
31	33		South Alabama-Whiddon	35,149
32	34		Alabama-Heersink	35,199
33	35		Cincinnati	35,948
34	37 Yes		North Dakota	36,074
35	38		UNLV-Kerkorian	36,176
36	39		Arkansas	36,304
37	40		Florida	36,657
38	41		Mississippi	36,823
39	42		Tennessee	37,014
40	43		Hawaii-Burns	37,444
			<b>Mean / Average</b>	<b>37,967</b>
41	44		FIU-Wertheim	38,013
42	45 Yes		Iowa-Carver	38,122
43	46		UCLA-Geffen	38,272
44	47		Toledo	38,428
45	48		Arizona Phoenix	38,614
46	49		East Tennessee-Quillen	38,706
47	51		<b>Indiana</b>	<b>38,915</b> <b>Median</b>
48	52		Eastern Virginia	38,954
49	53 Yes		Nebraska	39,076
50	54		Southern Illinois	39,441
51	55		Arizona	39,459
52	56		Virginia Commonwealth	39,712
53	57		Vermont-Larner	39,808
54	58		UC San Francisco	39,900
55	59 Yes		Minnesota	40,123
56	60		UC Riverside	40,350
57	61		UC Irvine	40,432
58	62		Wayne State	40,459
59	63 Yes		Kansas	40,679
60	65		Kentucky	41,662
61	66		Massachusetts-Chan	41,690
62	67		CUNY	41,912
63	68		Washington State-Floyd	42,005
64	69 Yes		Wisconsin	42,234
65	70		Maryland	42,669
66	71		UC San Diego	43,252
67	72 Yes		Missouri Kansas City	43,914
68	73		Wright State-Boonshoft	43,984
69	74		Central Michigan	44,127
70	75		South Carolina Columbia	44,488
71	76		South Carolina Greenville	44,532
72	77 Yes		Missouri Columbia	45,175
73	78		SUNY Upstate-Norton	45,213
74	80 Yes		Colorado	45,220
75	81		UC Davis	45,363
76	82		SUNY Downstate	45,713
77	83		Utah-Eccles	45,896
78	84		Louisville	46,088
79	85		Rutgers-RW Johnson	46,749
80	86		Cooper Rowan	46,998
81	87		Connecticut	47,326
82	88		Rutgers New Jersey	47,505
83	89		Buffalo-Jacobs	48,238
84	90		Northeast Ohio	49,082
85	91		Renaissance Stony Brook	49,464
86	92		Oregon	49,468
87	94 Yes		Illinois	50,949
88	95		Virginia	52,328
89	96		Michigan	53,278
90	97 Yes		Carle Illinois	53,904
91	98		U Washington	54,684
			<b>Proposed SD Advantage (175% of Resident Rate)</b>	<b>58,451</b>
92	99		Oakland Beaumont	59,096
93	100		Virginia Tech Carilion	60,412

Rank	Percentile	SD Adv		US Public Medical Schools	FY24 Non-Resident
		State			Tuition & Fees for
					Year 1
1	1			UT Houston-McGovern	30,850
2	2			UT Rio Grande Valley	33,711
3	3			Texas A&M	34,860
4	4			Texas Tech	35,176
5	6			UT Austin-Dell	35,406
6	7			Puerto Rico	35,600
7	8			UT Southwestern	36,105
8	9			Texas Tech-Foster	36,435
9	10			Houston-Fertitta	37,368
10	11			UT Tyler	38,322
11	12			UT San Antonio-Long	40,004
12	13			UT Medical Branch-Sealy	40,758
13	15			MU South Carolina	47,117
14	16			New Mexico	48,388
15	17			Florida	48,913
16	18			East Tennessee-Quillen	49,650
17	19			UCLA-Geffen	50,517
18	20			UC San Francisco	52,145
19	21	Yes		Nebraska	52,156
20	22			UC Riverside	52,595
21	24			UC Irvine	52,677
22	25			Tennessee	54,556
23	26			Cincinnati	54,806
24	27			USF-Morsani	54,916
25	28			UC San Diego	55,497
26	29			Ohio State	56,001
27	30			UCF	56,554
28	31			Arizona Phoenix	56,786
29	33			UC Davis	57,608
30	34			Arizona	57,631
31	35			Michigan State	58,430
				<b>Proposed SD Advantage (175% of Resident Rate)</b>	<b>58,451</b>
32	36	Yes		Iowa-Carver	58,897
33	37			Oakland Beaumont	59,096
34	38			Marshall-Edwards	59,150
35	39	Yes		Wisconsin	59,484
36	40			MC Georgia Augusta	59,695
37	42	Yes		Minnesota	59,736
38	43			Virginia Tech Carilion	60,412
39	44			LSU New Orleans	61,115
40	45			Nevada Reno	61,323
41	46			Eastern Virginia	61,333
				<b>Mean / Average</b>	<b>62,195</b>
42	47			North Carolina	62,666
43	48			LSU Shreveport	63,158
44	49			Central Michigan	64,237
45	51			<b>Virginia Commonwealth</b>	<b>64,384</b> <b>Median</b>
46	52			Virginia	64,484
47	53			Indiana	65,062
48	54			Wright State-Boonshoft	65,134
49	55	Yes		North Dakota	65,312
50	56			Alabama-Heersink	65,779
51	57			SUNY Upstate-Norton	66,703
52	58	Yes		Carle Illinois	66,891
53	60			Vermont-Larner	66,908
54	61			Oklahoma	66,916
55	62			SUNY Downstate	67,843
56	63			UNLV-Kerkorian	67,865
57	64			Florida Atlantic-Schmidt	67,972
58	65			West Virginia	68,202
59	66			Arkansas	68,474
60	67			Wayne State	68,572
61	69			Florida State	68,619
62	70			Louisville	69,170
63	71			South Alabama-Whiddon	69,356
64	72			FIU-Wertheim	69,513
65	73			CUNY	69,572
66	74			Massachusetts-Chan	70,028
67	75			Buffalo-Jacobs	70,368
68	76	Yes		Colorado	71,175
69	78	Yes		Kansas	71,334
70	79			Renaissance Stony Brook	71,594
71	80			Toledo	71,714
72	81			Hawaii-Burns	72,100
73	82			Michigan	72,304
74	83			Maryland	72,557
75	84			Cooper Rowan	73,196
76	85			Rutgers-RW Johnson	73,593
77	87			Rutgers New Jersey	74,349
78	88			Oregon	74,752
79	89			Kentucky	76,066
80	90			Connecticut	77,027
81	91			<b>University of South Dakota - Non-Resident</b>	<b>79,202</b>
82	92	Yes		Missouri Kansas City	83,775
83	93	Yes		Illinois	84,849
84	94			Utah-Eccles	85,833
85	96	Yes		Missouri Columbia	88,296
86	97			South Carolina Columbia	88,750
87	98			South Carolina Greenville	88,794
88	99			Northeast Ohio	92,645
89	100			U Washington	96,489

<u>SD Adv</u>		<b>FY24 Resident Tuition &amp; Fees for Year 1</b>	
<u>State</u>	<b><u>US Public Community Based Medical Schools (24)</u></b>		
	UT Rio Grande Valley	20,611	
	UT Austin-Dell	21,087	
	Texas Tech-Foster	21,484	
	Texas Tech	22,076	
	Houston-Fertitta	24,268	
	Marshall-Edwards	24,988	
	Florida State	28,987	
	UCF	29,680	
	Michigan State	31,676	
	Florida Atlantic-Schmidt	31,830	
	Nevada Reno	34,073	
	<b>University of South Dakota - Resident</b>	<b>34,372</b>	
Yes	<b>North Dakota</b>	<b>36,074</b>	<b>Median</b>
	Hawaii-Burns	37,444	
	FIU-Wertheim	38,013	
	East Tennessee-Quillen	38,706	
	Eastern Virginia	38,954	
	<b>Mean / Average</b>	<b>39,140</b>	
	Southern Illinois	39,441	
	CUNY	41,912	
	Washington State-Floyd	42,005	
	Wright State-Boonshoft	43,984	
	Central Michigan	44,127	
	South Carolina Columbia	44,488	
	Northeast Ohio	49,082	
	<b>Proposed SD Advantage (175% of Resident Rate)</b>	<b>58,451</b>	

<u>SD Adv</u>		<b>FY24 Non- Resident Tuition &amp; Fees for Year 1</b>	
<u>State</u>	<b><u>US Public Community Based Medical Schools (24)</u></b>		
	UT Rio Grande Valley	33,711	
	Texas Tech	35,176	
	UT Austin-Dell	35,406	
	Texas Tech-Foster	36,435	
	Houston-Fertitta	37,368	
	East Tennessee-Quillen	49,650	
	UCF	56,554	
	Michigan State	58,430	
	<b>Proposed SD Advantage (175% of Resident Rate)</b>	<b>58,451</b>	
	Marshall-Edwards	59,150	
	<b>Mean / Average</b>	<b>60,345</b>	
	Nevada Reno	61,323	
	<b>Eastern Virginia</b>	<b>61,333</b>	<b>Median</b>
	Central Michigan	64,237	
	Wright State-Boonshoft	65,134	
Yes	North Dakota	65,312	
	Florida Atlantic-Schmidt	67,972	
	Florida State	68,619	
	FIU-Wertheim	69,513	
	CUNY	69,572	
	Hawaii-Burns	72,100	
	<b>University of South Dakota - Non-Resident</b>	<b>79,202</b>	
	South Carolina Columbia	88,750	
	Northeast Ohio	92,645	

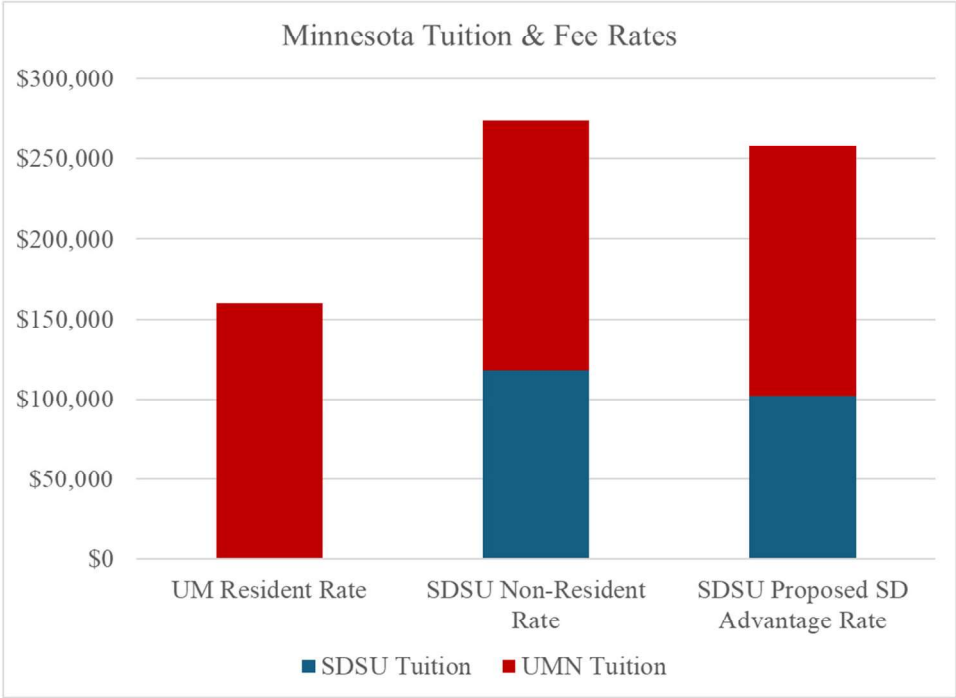
**Graph 1: Tuition & Mandatory Fees Charged to Students Attending the SDSU Veterinary Medicine 2+2 Program**



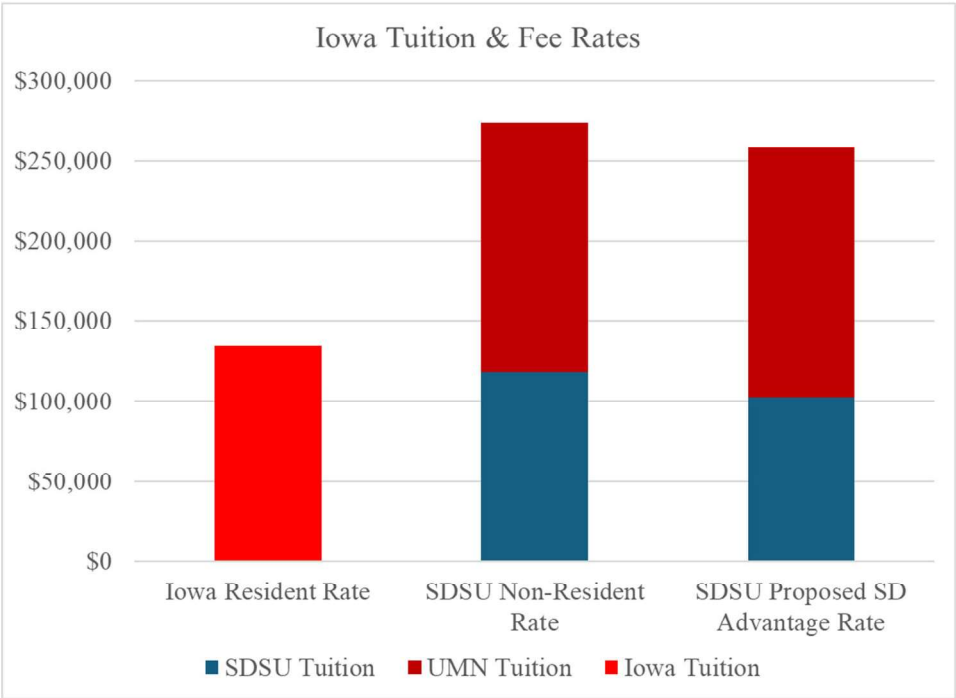
Note: Year 3 & 4 tuition rates for South Dakota State University students are controlled by the University of Minnesota. South Dakota residents are assessed the non-resident rate by the University of Minnesota.



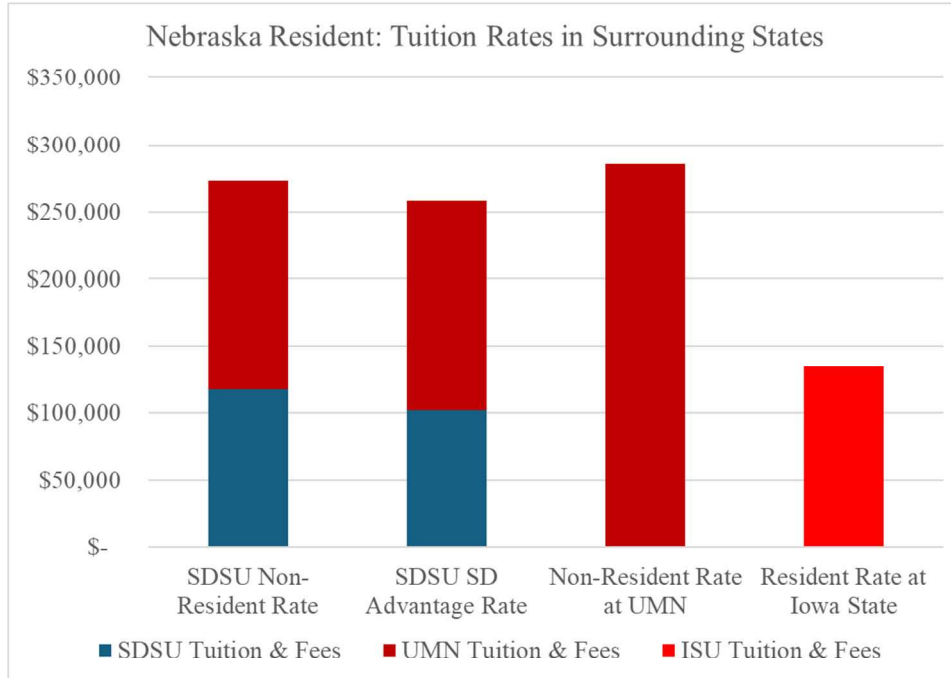
**Graph 2: Price Point of Minnesota Resident students at the U of M vs SDSU Non-Resident rate vs SDSU SD Advantage rate**



**Graph 3: Price Point of Iowa Resident students at Iowa State Vs. SDSU Non-Resident rate vs SDSU SD Advantage rate**



**Graph 4: Nebraska Resident: SDSU Non-Resident rate vs SDSU SD Advantage rate vs MN Non-Resident vs Iowa Non-Resident**



Nebraska does not currently have a Veterinary Medicine program, but does have a relationship with Iowa State University to deliver the program to Nebraska students at resident rates.

SDSU Peer Institution Out of State Comparison  
PharmD Program

2023-2024

Total Fee Increase - 9 sem. (15%) \$ 5,731.02  
Total SD Advantage Rate IA/NE - 5 sem (65%) \$ 12,473.00

Institution	City	Year	State	Type	In-State	Out-of-State	Fees	SD Advantage Current Rate (without fee increase)	SD Advantage Current Rate (with fee increase)	SD Advantage Proposed Rate (with fee increase)	Difference b/w Peer Out of State and SD Out of State (K-T)
Drake	Des Moines	P1	Iowa	Private	\$44,530	\$44,530	\$478				
	Des Moines	P2	Iowa	Private	\$44,530	\$44,530	\$478				
	Des Moines	P3	Iowa	Private	\$44,530	\$44,530	\$478				
	Des Moines	P4	Iowa	Private	\$50,096	\$50,096	\$268				
<b>Total</b>					<b>\$183,686</b>	<b>\$183,686</b>	<b>\$1,702</b>	<b>\$120,835</b>	<b>\$126,566</b>	<b>\$114,093</b>	\$71,295
Iowa	Iowa City	P1	Iowa	Public	\$27,744	\$37,608	\$2,047				
	Iowa City	P2	Iowa	Public	\$27,744	\$37,608	\$2,047				
	Iowa City	P3	Iowa	Public	\$27,744	\$37,608	\$2,047				
	Iowa City	P4	Iowa	Public	\$41,616	\$64,929	\$3,071				
<b>Total</b>				<b>\$124,848</b>	<b>\$177,753</b>	<b>\$9,212</b>	<b>\$120,835</b>	<b>\$126,566</b>	<b>\$114,093</b>	\$72,872	
Minnesota	Minneapolis	P1	Minnesota	Public	\$27,864	\$32,000	\$2,258				
	Minneapolis	P2	Minnesota	Public	\$27,864	\$32,000	\$2,258				
	Minneapolis	P3	Minnesota	Public	\$27,864	\$32,000	\$2,258				
	Minneapolis	P4	Minnesota	Public	\$41,796	\$48,000	\$2,834				
<b>Total</b>				<b>\$125,388</b>	<b>\$144,000</b>	<b>\$9,608</b>	<b>\$45,936</b>	<b>\$51,667</b>	<b>\$72,051</b>	\$81,557	
North Dakota State	Fargo	P1	North Dakota	Public	\$21,149	\$31,723	\$1,742				
	Fargo	P2	North Dakota	Public	\$21,924	\$32,885	\$1,806				
	Fargo	P3	North Dakota	Public	\$18,825	\$28,237	\$1,548				
	Fargo	P4	North Dakota	Public	\$26,572	\$39,858	\$2,194				
<b>Total</b>				<b>\$88,470</b>	<b>\$132,703</b>	<b>\$7,290</b>	<b>\$120,835</b>	<b>\$126,566</b>	<b>\$114,093</b>	\$25,900	
Creighton	Omaha	P1	Nebraska	Private	\$39,128	\$39,128	\$2,577				
	Omaha	P2	Nebraska	Private	\$39,128	\$39,128	\$2,312				
	Omaha	P3	Nebraska	Private	\$39,128	\$39,128	\$2,312				
	Omaha	P4	Nebraska	Private	\$58,692	\$58,692	\$2,000				
<b>Total</b>				<b>\$176,076</b>	<b>\$176,076</b>	<b>\$9,201</b>	<b>\$120,835</b>	<b>\$126,566</b>	<b>\$114,093</b>	\$71,184	
Nebraska	Omaha	P1	Nebraska	Public	\$26,878	\$26,878	\$1,760				
	Omaha	P2	Nebraska	Public	\$26,878	\$26,878	\$1,730				
	Omaha	P3	Nebraska	Public	\$26,878	\$26,878	\$1,680				
	Omaha	P4	Nebraska	Public	\$26,878	\$26,878	\$1,735				
<b>Total</b>				<b>\$107,512</b>	<b>\$107,512</b>	<b>\$6,905</b>	<b>\$120,835</b>	<b>\$126,566</b>	<b>\$114,093</b>	\$324	
South Dakota State	Brookings	P1	South Dakota	Public	\$10,192	\$21,806	\$10,270				
	Brookings	P2	South Dakota	Public	\$10,192	\$21,806	\$10,372				
	Brookings	P3	South Dakota	Public	\$10,192	\$21,806	\$10,524				
	Brookings	P4	South Dakota	Public	\$15,288	\$32,709	\$14,770				
<b>Total</b>				<b>\$45,864</b>	<b>\$98,127</b>	<b>\$45,936</b>					
South Dakota State - SD Advantage	Brookings	P1	South Dakota	Public		\$16,817	\$10,270				
	Brookings	P2	South Dakota	Public		\$16,817	\$10,372				
	Brookings	P3	South Dakota	Public		\$16,817	\$10,524				
	Brookings	P4	South Dakota	Public		\$25,225	\$14,770				
<b>Total</b>				<b>\$0</b>	<b>\$75,676</b>	<b>\$45,936</b>					

